



SOROM-TUO

FREE PVC REGISTRATION AND HEALTH CARE SUPPORT

Your vote matters. Get your
PVC now!!



MONTHLY REPORT APRIL 11 – MAY 6 2022

PHASE II

Powered by



The Weeks in Retrospect



Week 10 Kicked off on
9th May 2022



Old Women with their bicycles, waiting to get registered at a registration center in Amaputa community, Isiala Ngwa North LGA, Abia State. 04/05/2022

April-May Milestones

- ▶ Added a cumulative 63,405 Voters to the register
- ▶ Started the READY-TO-VOTE/SOROM TUO radio Program
- ▶ Strengthened our ties with INEC
- ▶ Engaged relevant community Leaders to neutralize the sit-at-home saga
- ▶ Engagement with the Disabled Community and Nigerian Correctional Center(Prison)

YouTube FLO FM TV

LIVE



FLO FM TV
FLO's own State

NOW

READY TO VOTE / SOROM TUO

05:07 PM

NEWS

all off strike *Road to 2023: Northern aspirants intensify campaign for APC t

IN NO WAY LAYS CLAIM TO THE SONGS PLAYED ON THIS PLATFORM. THE RIGHTS BELONGS TO THEIR RE

A Monthly Numerical Report of Abia Voter's Drive & Healthcare Support(April-May)

S/N	LOCAL GOVERNMENT AREA	Week 1	Week 2	Week 3	Week 4	Week 5	Sub-Total
1	Aba South	102	399	485	252	419	1657
2	Aba North	407	387	348	176	360	1678
3	Arochukwu	1957	158	118	128	128	2489
4	Bende	708	375	554	203	673	2513
5	Isiala Ngwa North	143	146	217	102	405	1013
6	Isiala Ngwa South	167	163	299	73	240	942
7	Isiukwuato	273	274	98	94	116	855
8	Ikwuano	70	74	124	182	124	674
9	Obingwa	292	339	361	178	325	1495
10	Ohafia	477	369	233	157	570	1806



11	Osioma	357	435	435	317	266	1810
12	Ugwunagbo	30	42	582	57	120	821
13	Ukwa East	121	1616	132	204	92	2022
14	Ukwa West	307	296	184	311	205	1303
15	Umuahia North	256	302	305	127	283	1273
16	Umuahia South	265	402	282	243	342	1534
17	Umunneochi	78	308	285	238	351	1260
	GRAND TOTAL	5940	6012	5042	3042	5018	25,054

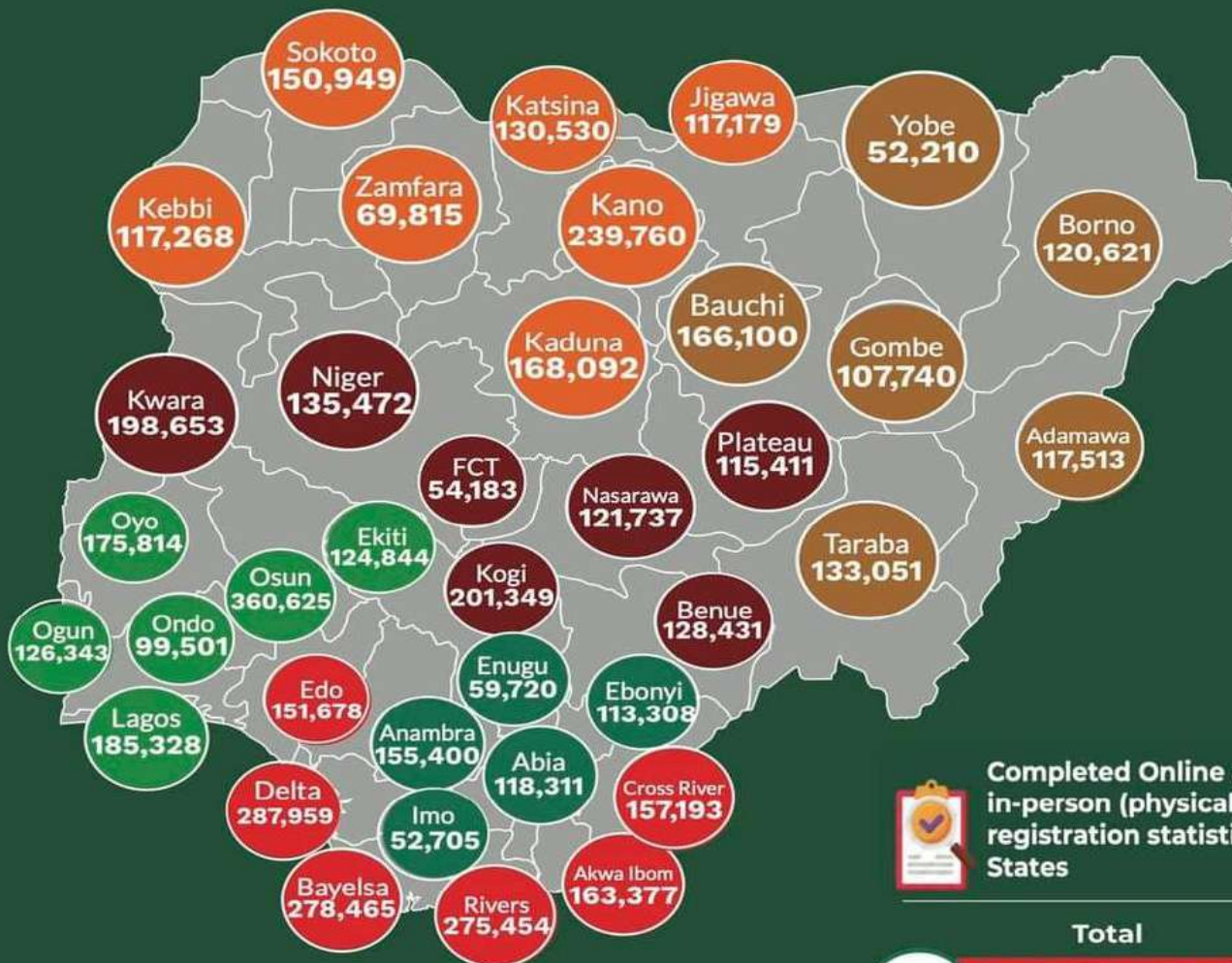


Weekly Update

Q4. No.4

Completed Registration

(As at 7am on Monday, 9th May 2022)



Completed Online and in-person (physical) registration statistics by States

Total

5,532,089

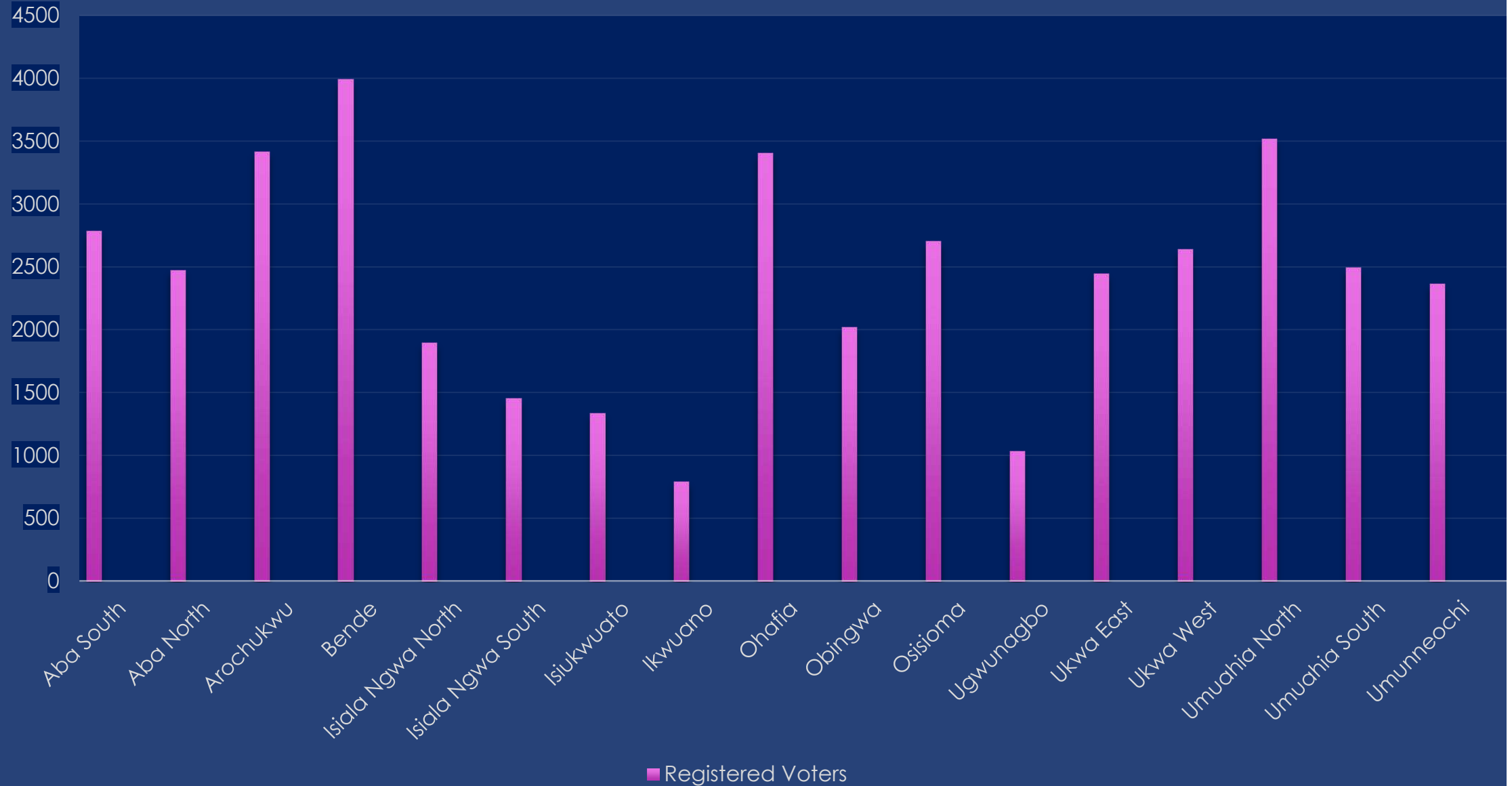
Data as shown by @officialinecnigeria shows a 97% increase in the number of voters registered in Abia from February 2022.

All thanks to RTV/ST Project

63,405 People registered so far



ABIA CVR



Monthly Financial Outlook

INCOME

Date	Amount received(Naira)	Amount(\$)	Purpose
06/04/2022	3,726,250	6,316	Week 8&9
26/04/2022	3,665,024	6,212	Week 6&7
11/05/2022	1,153,600	1,955	Week 10
Total Income	8,544,874	14,483	

Expenditures(Week 6)

EXPENSES FOR THE WEEK IN VIEW(11-15/04/2022)

S/N	ITEM	UNIT COST	QUANTITY	AMOUNT(N)	AMOUNT(\$)	DESCRIPTION
1	FUEL(CAR AND OFFICE)	200	105	21,000	\$ 36	90 Litres of fuel bought for the car and 15litres bought for the office @200 per liter
2	WIRELESS MOUSE	2	2500	5,000	\$ 8	2 wirless mouse acquired for the office @2500 each
3	DATA FOR VOLUNTEERS	3000	34	102,000	\$ 173	3000 data spent for each of the 34 teams across the seventeen LGAs for 3 days
5	TOILETRIES	2000	1	2,000	\$ 3	Toiletries acquired for the office
6	VOLUNTEERS' STIPEND	6000	128	768,000	\$ 1,302	3 days stipend @2000 per day, 6000 for 3days for 128 Volunteers
7	PARTNER'S WEEKLY SUPPORT	14000	17	238,000	\$ 403	One week support of 14,000 per LGA for INEC EOs
8	T-Shirts and Caps for Partners(INEC)	4000	48	192,000	\$ 325	T-Shirts and Caps to be produced as requested by the REC, INEC, Abia State. 4 Dozens to be printed @2500 per T-Shirt, 1500 per cap
	Outstanding	1	62224	62,224	\$ 105	Outstanding balance from previous account
	Office Window blinds	2	25000	50,000	\$ 85	Window blinds to cover office windows @25000 per window
			Total	1,440,224	\$ 2,441	

Expenditures(Week 7)

EXPENSES FOR THE WEEK IN VIEW(18-25/04/2022)

S/N	ITEM	UNIT COST	QUANTITY	AMOUNT(N)	AMOUNT(\$)	DESCRIPTION
1	FUEL(CAR AND OFFICE)	190	150	28,500	\$ 48	135 Litres of fuel bought for the car and 15litres bought for the office @ #190 per liter
3	DATA FOR VOLUNTEERS	8000	32	256,000	\$ 434	8000 data spent for each of the 34 teams across the seventeen LGAs
6	VOLUNTEERS' STIPEND	8000	128	1,024,000	\$ 1,736	4 days stipend @2000 per day, 8000 for 4days for 128 Volunteers
7	PARTNER'S WEEKLY SUPPORT	14000	17	238,000	\$ 403	One week support of 14,000 per LGA
8	Weekly Transport Support	20000	33	660,000	\$ 1,119	Transport Support @ 800 per day for 154 volunteers
			Total	2,206,500	\$ 3,740	

Expenditures(Week 8)

EXPENSES FOR THE WEEK IN VIEW(25-30/04/2022)

S/N	ITEM	UNIT COST	QUANTITY	AMOUNT(N)	AMOUNT(\$)	DESCRIPTION
1	FUEL(CAR AND OFFICE)	185	130	24,050	\$ 42	115 Litres of fuel bought for the car and 15litres bought for the office @ #185 per liter
3	DATA FOR VOLUNTEERS	10000	33	330,000	\$ 579	10000 data spent for the 33 teams across the seventeen LGAs
6	VOLUNTEERS' STIPEND	10000	128	1,280,000	\$ 2,246	5 days stipend @2000 per day, 10000 for 5days for 96 Volunteers, 15,000 for 32 Supervisors
7	CAR MAINTENANCE	1	1	85,800	\$ 151	3 Camba bushing, 3 hub, bolts and nuts changed. Speedometer corrected
8	RADIO PROGRAM	15000	1	15,000	\$ 26	Weekly Awareness Program on radio
9	PARTNER'S WEEKLY SUPPORT	14000	17	238,000	\$ 418	One week INEC support of 14,000 per LGA
10	Directors' Salaries	100000	2	200,000	\$ 351	Directors' Monthly Pay
11	Monitoring and Evaluation Officer	50000	1	50,000	\$ 88	M&E Monthly take home
	Secretary	45000	1	45,000	\$ 79	Secretary's Monthly Pay
10	Weekly Transport and Sensitization Support	20000	32	640,000	\$ 1,123	Transport and Community sensitization Support for volunteers
			Total	2,907,850	\$ 4,929	

Expenditures(Week 9)

EXPENSES FOR THE WEEK IN VIEW(03-07/05/2022)

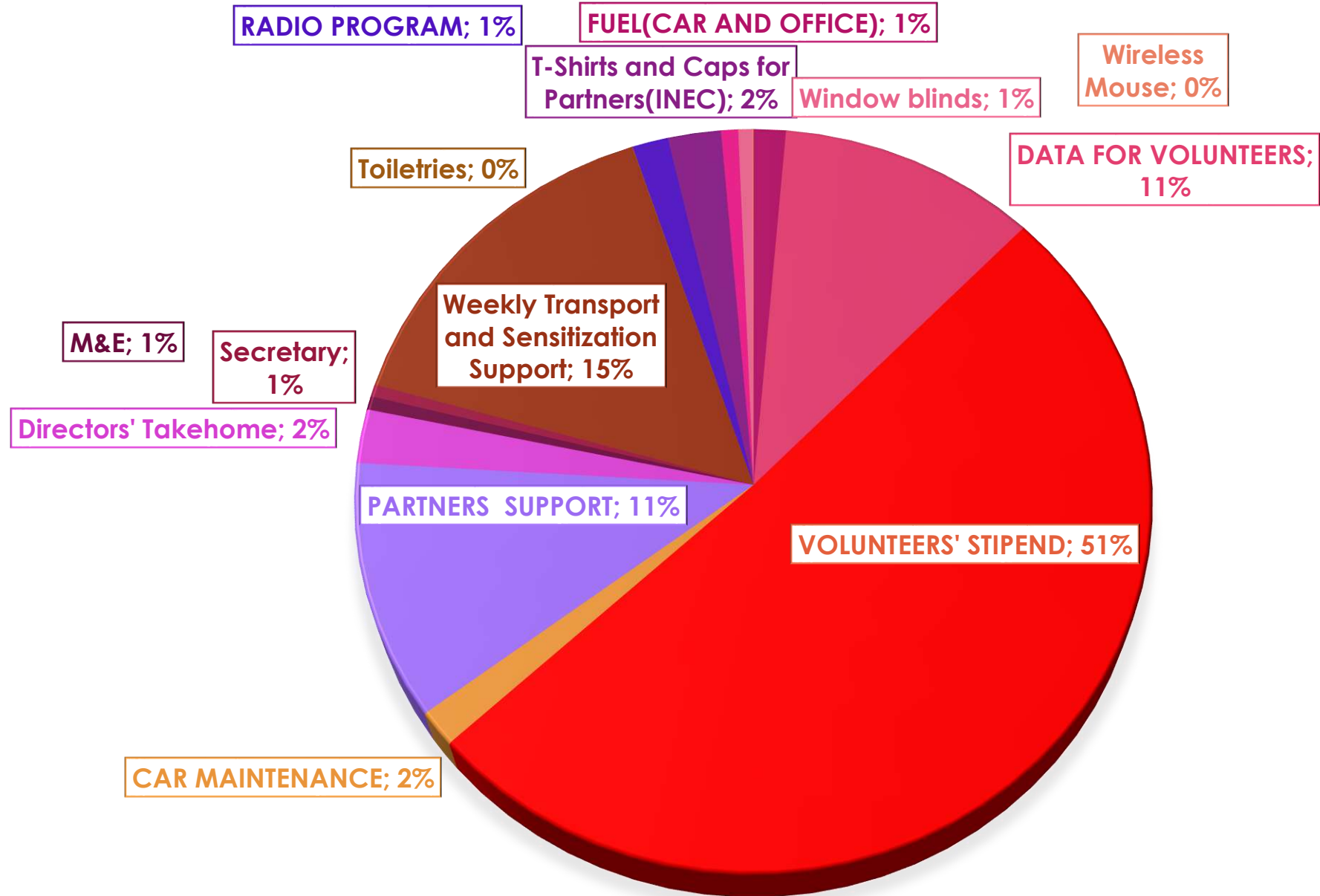
S/N	ITEM	UNIT COST	QUANTITY	AMOUNT(N)	AMOUNT(\$)	DESCRIPTION	
1	FUEL(CAR AND OFFICE)	180	110	19,800	\$ 35	95 Litres of fuel for the car and 15litres for the office @ #180 per liter	
3	DATA FOR VOLUNTEERS	8000	17	136,000	\$ 239	8000 data spent on 17 teams across the seventeen LGAs	118000
6	VOLUNTEERS' STIPEND	8000	75	600,000	\$ 1,053	4 days stipend @2000 per day, 6000 for 3days for 75 Volunteers	526000
7	CAR MAINTENANCE	1	1	47,600	\$ 84	Radiator Fan - 9,000, Bushing 6,500, Engine Sitting 7,200, Patching, 1,500, Allignment 2,500, Wheel Balancing 2,400, Kick Starter Servicing - 9,000, Workmanship - 9,500	
8	RADIO PROGRAM	15000	1	15,000	\$ 26	Weekly Awareness Program on radio	
			Total Budgeted	818,400	\$ 1,436		
			Total Spent	726,400	\$ 1,274	Balance	92,000

Expenditures(Week 10)

EXPENSES FOR THE WEEK IN VIEW(10-16/05/2022)

S/N	ITEM	UNIT COST	QUANTITY	AMOUNT(N)	AMOUNT(\$)	DESCRIPTION
1	FUEL(CAR AND OFFICE)	180	124	22,320	\$ 38	109 Litres of fuel for the car and 15litres for the office @ #180 per liter
3	DATA FOR VOLUNTEERS	4000	33	132,000	\$ 224	4000 data per team spent on 33 teams across the 17 LGAs
6	VOLUNTEERS' STIPEND	10000	75	750,000	\$ 1,271	5 days stipend @2000 per day, 10000 for 5days for 75 Volunteers
7	Partners Weekly Support	14000	17	238,000	\$ 403	Weekly financial Support for partners(INEC)
8	RADIO PROGRAM	100000	1	100,000	\$ 169	Renegotiated Weekly Awareness Program on radio @ 130,000 for 3 Months. #30,000 already paid

EXPENDITURES(\$)



ACCOUNT STATEMENT

Income	#8,544,874	\$14,483
Expenditure	#8,541,594	\$14,477
Balance	+ #3,280	+ \$6

General Update

- ▶ **Downsized our workforce from 128 to 75 From week 9**
To continue with the new model till the end of this phase, weekly expenditures reduced by more than 30% as a result
- ▶ **Reduced the frequency of partners support payment to three weeks instead of 4**
- ▶ **Engagement with community Leaders continues**
- ▶ **Radio Program Officially launched, Participants asking for more air time**

Thank You

